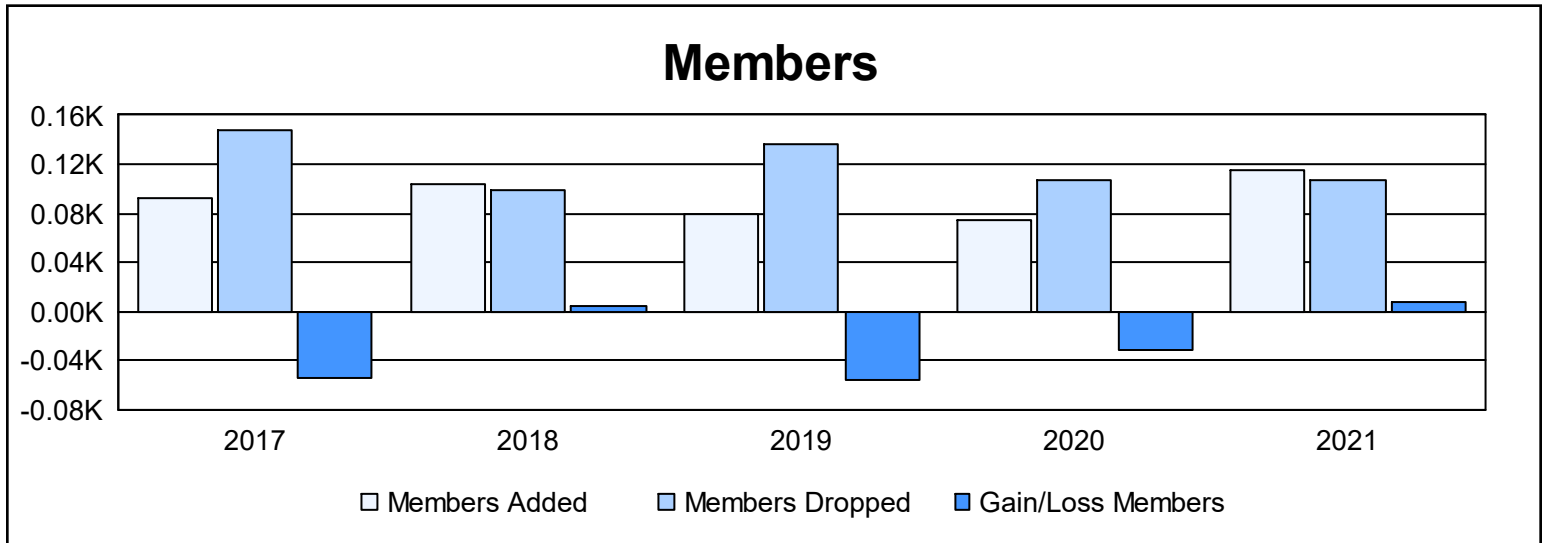
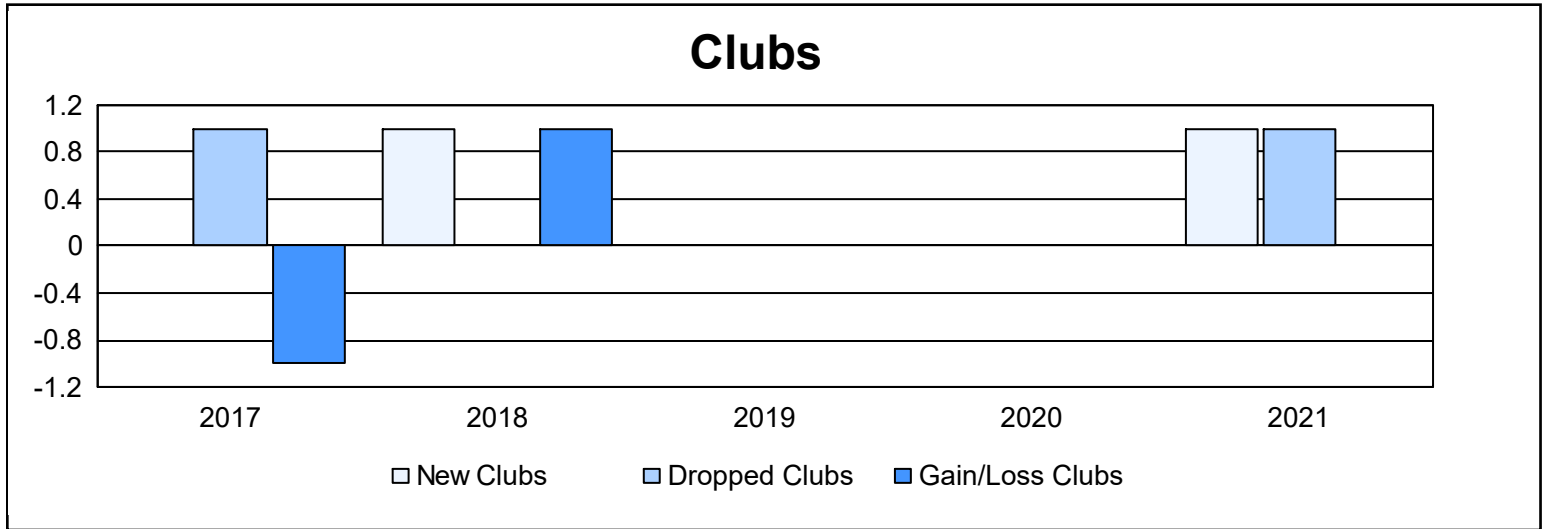
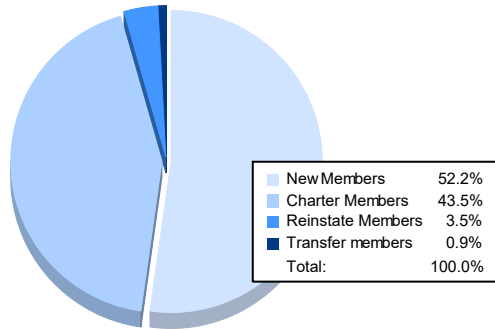


| Year | New Clubs | Dropped Clubs | Gain/ Loss Clubs | New Members | Charter Members | Reinstate Members | Transfer Members | Total Member Added | Total Members Dropped | Gain/ Loss Members |
|----------------|-----------|---------------|------------------|-------------|-----------------|-------------------|------------------|--------------------|-----------------------|--------------------|
| 2016-2017 | 0 | 1 | -1 | 92 | 0 | 0 | 1 | 93 | 148 | -55 |
| 2017-2018 | 1 | 0 | 1 | 51 | 50 | 2 | 0 | 103 | 99 | 4 |
| 2018-2019 | 0 | 0 | 0 | 69 | 0 | 1 | 10 | 80 | 136 | -56 |
| 2019-2020 | 0 | 0 | 0 | 73 | 0 | 2 | 0 | 75 | 107 | -32 |
| 2020-2021 | 1 | 1 | 0 | 60 | 50 | 4 | 1 | 115 | 107 | 8 |
| Average | 0 | 0 | 0 | 69 | 20 | 2 | 2 | 93 | 119 | -26 |



Membership Composition June 2021 Cumulative



Gender Composition June 2021 Cumulative

